

5

The Untyped Lambda-Calculus

This chapter reviews the definition and some basic properties of the *untyped* or *pure lambda-calculus*, the underlying “computational substrate” for most of the type systems described in the rest of the book.

In the mid 1960s, Peter Landin observed that a complex programming language can be understood by formulating it as a tiny core calculus capturing the language’s essential mechanisms, together with a collection of convenient *derived forms* whose behavior is understood by translating them into the core (Landin 1964, 1965, 1966; also see Tennent 1981). The core language used by Landin was the *lambda-calculus*, a formal system invented in the 1920s by Alonzo Church (1936, 1941), in which all computation is reduced to the basic operations of function definition and application. Following Landin’s insight, as well as the pioneering work of John McCarthy on Lisp (1959, 1981), the lambda-calculus has seen widespread use in the specification of programming language features, in language design and implementation, and in the study of type systems. Its importance arises from the fact that it can be viewed simultaneously as a simple programming language *in which* computations can be described and as a mathematical object *about which* rigorous statements can be proved.

The lambda-calculus is just one of a large number of core calculi that have been used for similar purposes. The *pi-calculus* of Milner, Parrow, and Walker (1992, 1991) has become a popular core language for defining the semantics of message-based concurrent languages, while Abadi and Cardelli’s *object calculus* (1996) distills the core features of object-oriented languages. Most of the concepts and techniques that we will develop for the lambda-calculus can be transferred quite directly to these other calculi. One case study along these lines is developed in Chapter 19.

The examples in this chapter are terms of the pure untyped lambda-calculus, λ (Figure 5-3), or of the lambda-calculus extended with booleans and arithmetic operations, $\lambda\mathbf{NB}$ (3-2). The associated OCaml implementation is `fulluntyped`.

The lambda-calculus can be enriched in a variety of ways. First, it is often convenient to add special concrete syntax for features like numbers, tuples, records, etc., whose behavior can already be simulated in the core language. More interestingly, we can add more complex features such as mutable reference cells or nonlocal exception handling, which can be modeled in the core language only by using rather heavy translations. Such extensions lead eventually to languages such as ML (Gordon, Milner, and Wadsworth, 1979; Milner, Tofte, and Harper, 1990; Weis, Aponte, Laville, Mauny, and Suárez, 1989; Milner, Tofte, Harper, and MacQueen, 1997), Haskell (Hudak et al., 1992), or Scheme (Sussman and Steele, 1975; Kelsey, Clinger, and Rees, 1998). As we shall see in later chapters, extensions to the core language often involve extensions to the type system as well.

5.1 Basics

Procedural (or functional) abstraction is a key feature of essentially all programming languages. Instead of writing the same calculation over and over, we write a procedure or function that performs the calculation generically, in terms of one or more named parameters, and then instantiate this function as needed, providing values for the parameters in each case. For example, it is second nature for a programmer to take a long and repetitive expression like

$$(5*4*3*2*1) + (7*6*5*4*3*2*1) - (3*2*1)$$

and rewrite it as `factorial(5) + factorial(7) - factorial(3)`, where:

$$\text{factorial}(n) = \text{if } n=0 \text{ then } 1 \text{ else } n * \text{factorial}(n-1).$$

For each nonnegative number n , instantiating the function `factorial` with the argument n yields the factorial of n as result. If we write “ $\lambda n. \dots$ ” as a shorthand for “the function that, for each n , yields...,” we can restate the definition of `factorial` as:

$$\text{factorial} = \lambda n. \text{if } n=0 \text{ then } 1 \text{ else } n * \text{factorial}(n-1)$$

Then `factorial(0)` means “the function ($\lambda n. \text{if } n=0 \text{ then } 1 \text{ else } \dots$) applied to the argument 0,” that is, “the value that results when the argument variable n in the function body ($\lambda n. \text{if } n=0 \text{ then } 1 \text{ else } \dots$) is replaced by 0,” that is, “if $0=0$ then 1 else ...,” that is, 1.

The *lambda-calculus* (or λ -calculus) embodies this kind of function definition and application in the purest possible form. **In the lambda-calculus everything is a function: the arguments accepted by functions are themselves functions and the result returned by a function is another function.**

The syntax of the lambda-calculus comprises just three sorts of terms.¹ A variable x by itself is a term; the abstraction of a variable x from a term t_1 , written $\lambda x. t_1$, is a term; and the application of a term t_1 to another term t_2 , written $t_1 t_2$, is a term. These ways of forming terms are summarized in the following grammar.

$t ::=$	<i>terms:</i>
x	<i>variable</i>
$\lambda x. t$	<i>abstraction</i>
$t t$	<i>application</i>

The subsections that follow explore some fine points of this definition.

Abstract and Concrete Syntax

When discussing the syntax of programming languages, it is useful to distinguish two levels² of structure. The *concrete syntax* (or *surface syntax*) of the language refers to the strings of characters that programmers directly read and write. *Abstract syntax* is a much simpler internal representation of programs as labeled trees (called *abstract syntax trees* or *ASTs*). The tree representation renders the structure of terms immediately obvious, making it a natural fit for the complex manipulations involved in both rigorous language definitions (and proofs about them) and the internals of compilers and interpreters.

The transformation from concrete to abstract syntax takes place in two stages. First, a *lexical analyzer* (or *lexer*) converts the string of characters written by the programmer into a sequence of *tokens*—identifiers, keywords, constants, punctuation, etc. The lexer removes comments and deals with issues such as whitespace and capitalization conventions, and formats for numeric and string constants. Next, a *parser* transforms this sequence of tokens into an abstract syntax tree. During parsing, various conventions such as operator *precedence* and *associativity* reduce the need to clutter surface programs with parentheses to explicitly indicate the structure of compound expressions. For example, $*$ binds more tightly than $+$, so the parser interprets the unparen-

1. The phrase *lambda-term* is used to refer to arbitrary terms in the lambda-calculus. Lambda-terms beginning with a λ are often called *lambda-abstractions*.

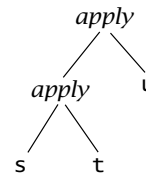
2. Definitions of full-blown languages sometimes use even more levels. For example, following Landin, it is often useful to define the behaviors of some languages constructs as derived forms, by translating them into combinations of other, more basic, features. The restricted sublanguage containing just these core features is then called the *internal language* (or *IL*), while the full language including all derived forms is called the *external language* (*EL*). The transformation from EL to IL is (at least conceptually) performed in a separate pass, following parsing. Derived forms are discussed in Section 11.3.

thesized expression $1+2*3$ as the abstract syntax tree to the left below rather than the one to the right:

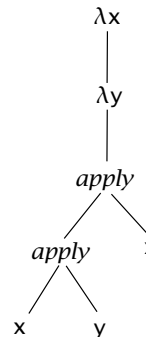


The focus of attention in this book is on abstract, not concrete, syntax. Grammars like the one for lambda-terms above should be understood as describing legal tree structures, not strings of tokens or characters. Of course, when we write terms in examples, definitions, theorems, and proofs, we will need to express them in a concrete, linear notation, but we always have their underlying abstract syntax trees in mind.

To save writing too many parentheses, we adopt two conventions when writing lambda-terms in linear form. First, application associates to the left—that is, $s\ t\ u$ stands for the same tree as $(s\ t)\ u$:



Second, the bodies of abstractions are taken to extend as far to the right as possible, so that, for example, $\lambda x. \lambda y. x\ y\ x$ stands for the same tree as $\lambda x. (\lambda y. ((x\ y)\ x))$:



Variables and Metavariables

Another subtlety in the syntax definition above concerns the use of metavariables. We will continue to use the metavariable t (as well as s , and u , with or

without subscripts) to stand for an arbitrary term.³ Similarly, x (as well as y and z) stands for an arbitrary variable. Note, here, that x is a metavariable ranging over variables! To make matters worse, the set of short names is limited, and we will also want to use x , y , etc. as object-language variables. In such cases, however, the context will always make it clear which is which. For example, in a sentence like “The term $\lambda x. \lambda y. x y$ has the form $\lambda z. s$, where $z = x$ and $s = \lambda y. x y$,” the names z and s are metavariables, whereas x and y are object-language variables.

Scope

A final point we must address about the syntax of the lambda-calculus is the *scopes* of variables.

An occurrence of the variable x is said to be *bound* when it occurs in the body t of an abstraction $\lambda x. t$. (More precisely, it is bound by *this* abstraction. Equivalently, we can say that λx is a *binder* whose scope is t .) An occurrence of x is *free* if it appears in a position where it is not bound by an enclosing abstraction on x . For example, the occurrences of x in $x y$ and $\lambda y. x y$ are free, while the ones in $\lambda x. x$ and $\lambda z. \lambda x. \lambda y. x (y z)$ are bound. In $(\lambda x. x) x$, the first occurrence of x is bound and the second is free.

A term with no free variables is said to be *closed*; closed terms are also called *combinators*. The simplest combinator, called the *identity function*,

$$\text{id} = \lambda x. x;$$

does nothing but return its argument.

Operational Semantics

In its pure form, the lambda-calculus has no built-in constants or primitive operators—no numbers, arithmetic operations, conditionals, records, loops, sequencing, I/O, etc. The sole means by which terms “compute” is the application of functions to arguments (which themselves are functions). Each step in the computation consists of rewriting an application whose left-hand component is an abstraction, by substituting the right-hand component for the bound variable in the abstraction’s body. Graphically, we write

$$(\lambda x. t_{12}) t_2 \rightarrow [x \mapsto t_2] t_{12},$$

where $[x \mapsto t_2] t_{12}$ means “the term obtained by replacing all free occurrences of x in t_{12} by t_2 .” For example, the term $(\lambda x. x) y$ evaluates to y and

3. Naturally, in this chapter, t ranges over lambda-terms, not arithmetic expressions. Throughout the book, t will always range over the terms of calculus under discussion at the moment. A footnote on the first page of each chapter specifies which system this is.

the term $(\lambda x. x (\lambda x. x)) (u r)$ evaluates to $u r (\lambda x. x)$. Following Church, a term of the form $(\lambda x. t_{12}) t_2$ is called a **redex** (“reducible expression”), and the operation of rewriting a redex according to the above rule is called **beta-reduction**.

Several different evaluation strategies for the lambda-calculus have been studied over the years by programming language designers and theorists. Each strategy defines which redex or redexes in a term can fire on the next step of evaluation.⁴

- Under **full beta-reduction**, any redex may be reduced at any time. At each step we pick some redex, anywhere inside the term we are evaluating, and reduce it. For example, consider the term

$$(\lambda x. x) ((\lambda x. x) (\lambda z. (\lambda x. x) z)),$$

which we can write more readably as $\text{id} (\text{id} (\lambda z. \text{id } z))$. This term contains three redexes:

$$\begin{array}{l} \text{id } (\text{id } (\lambda z. \text{id } z)) \\ \text{id } ((\text{id } (\lambda z. \text{id } z))) \\ \text{id } (\text{id } (\lambda z. \underline{\text{id } z})) \end{array}$$

Under full beta-reduction, we might choose, for example, to begin with the innermost redex, then do the one in the middle, then the outermost:

$$\begin{array}{l} \text{id } (\text{id } (\lambda z. \underline{\text{id } z})) \\ \rightarrow \text{id } (\text{id } (\lambda z. z)) \\ \rightarrow \underline{\text{id } (\lambda z. z)} \\ \rightarrow \lambda z. z \\ \not\rightarrow \end{array}$$

- Under the **normal order** strategy, the leftmost, outermost redex is always reduced first. Under this strategy, the term above would be reduced as follows:

$$\begin{array}{l} \text{id } (\text{id } (\lambda z. \text{id } z)) \\ \rightarrow \underline{\text{id } (\lambda z. \text{id } z)} \\ \rightarrow \lambda z. \underline{\text{id } z} \\ \rightarrow \lambda z. z \\ \not\rightarrow \end{array}$$

4. Some people use the terms “reduction” and “evaluation” synonymously. Others use “evaluation” only for strategies that involve some notion of “value” and “reduction” otherwise.

Under this strategy (and the ones below), the evaluation relation is actually a partial function: each term t evaluates in one step to at most one term t' .

- The *call by name* strategy is yet more restrictive, allowing no reductions inside abstractions. Starting from the same term, we would perform the first two reductions as under normal-order, but then stop before the last and regard $\lambda z. \text{id } z$ as a normal form:

$$\begin{aligned} & \text{id } (\text{id } (\lambda z. \text{id } z)) \\ \rightarrow & \text{id } (\lambda z. \text{id } z) \\ \rightarrow & \lambda z. \text{id } z \\ \nrightarrow & \end{aligned}$$

Variants of call by name have been used in some well-known programming languages, notably Algol-60 (Naur et al., 1963) and Haskell (Hudak et al., 1992). Haskell actually uses an optimized version known as *call by need* (Wadsworth, 1971; Ariola et al., 1995) that, instead of re-evaluating an argument each time it is used, overwrites all occurrences of the argument with its value the first time it is evaluated, avoiding the need for subsequent re-evaluation. This strategy demands that we maintain some sharing in the run-time representation of terms—in effect, it is a reduction relation on abstract syntax *graphs*, rather than syntax trees.

- Most languages use a *call by value* strategy, in which only outermost redexes are reduced *and* where a redex is reduced only when its right-hand side has already been reduced to a *value*—a term that is finished computing and cannot be reduced any further.⁵ Under this strategy, our example term reduces as follows:

$$\begin{aligned} & \text{id } (\text{id } (\lambda z. \text{id } z)) \\ \rightarrow & \text{id } (\lambda z. \text{id } z) \\ \rightarrow & \lambda z. \text{id } z \\ \nrightarrow & \end{aligned}$$

The call-by-value strategy is *strict*, in the sense that the arguments to functions are always evaluated, whether or not they are used by the body of the function. In contrast, *non-strict* (or *lazy*) strategies such as call-by-name and call-by-need evaluate only the arguments that are actually used.

5. In the present bare-bones calculus, the only values are lambda-abstractions. Richer calculi will include other values: numeric and boolean constants, strings, tuples of values, records of values, lists of values, etc.

The choice of evaluation strategy actually makes little difference when discussing type systems. The issues that motivate various typing features, and the techniques used to address them, are much the same for all the strategies. In this book, we use call by value, both because it is found in most well-known languages and because it is the easiest to enrich with features such as exceptions (Chapter 14) and references (Chapter 13).

5.2 Programming in the Lambda-Calculus

The lambda-calculus is much more powerful than its tiny definition might suggest. In this section, we develop a number of standard examples of programming in the lambda-calculus. These examples are not intended to suggest that the lambda-calculus should be taken as a full-blown programming language in its own right—all widely used high-level languages provide clearer and more efficient ways of accomplishing the same tasks—but rather are intended as warm-up exercises to get the feel of the system.

Multiple Arguments

To begin, observe that the lambda-calculus provides no built-in support for multi-argument functions. Of course, this would not be hard to add, but it is even easier to achieve the same effect using *higher-order functions* that yield functions as results. Suppose that s is a term involving two free variables x and y and that we want to write a function f that, for each pair (v, w) of arguments, yields the result of substituting v for x and w for y in s . Instead of writing $f = \lambda(x, y). s$, as we might in a richer programming language, we write $f = \lambda x. \lambda y. s$. That is, f is a function that, given a value v for x , yields a function that, given a value w for y , yields the desired result. We then apply f to its arguments one at a time, writing $f \ v \ w$ (i.e., $(f \ v) \ w$), which reduces to $((\lambda y. [x \mapsto v]s) \ w)$ and thence to $[y \mapsto w][x \mapsto v]s$. This transformation of multi-argument functions into higher-order functions is called **currying** in honor of Haskell Curry, a contemporary of Church.

Church Booleans

Another language feature that can easily be encoded in the lambda-calculus is boolean values and conditionals. Define the terms `tru` and `fls` as follows:

```
tru = λt. λf. t;
fls = λt. λf. f;
```

(The abbreviated spellings of these names are intended to help avoid confusion with the primitive boolean constants `true` and `false` from Chapter 3.)

The terms `tru` and `fls` can be viewed as *representing* the boolean values “true” and “false,” in the sense that we can use these terms to perform the operation of testing the truth of a boolean value. In particular, we can use application to define a combinator `test` with the property that `test b v w` reduces to `v` when `b` is `tru` and reduces to `w` when `b` is `fls`.

`test = λl. λm. λn. l m n;`

The `test` combinator does not actually do much: `test b v w` just reduces to `b v w`. In effect, the boolean `b` itself is the conditional: it takes two arguments and chooses the first (if it is `tru`) or the second (if it is `fls`). For example, the term `test tru v w` reduces as follows:

<code>test tru v w</code>	
$=$	$(\lambda l. \lambda m. \lambda n. l m n) \text{tru } v w$ by definition
\rightarrow	$(\lambda m. \lambda n. \text{tru } m n) v w$ reducing the underlined redex
\rightarrow	$(\lambda n. \text{tru } v n) w$ reducing the underlined redex
\rightarrow	$\text{tru } v w$ reducing the underlined redex
$=$	$(\lambda t. \lambda f. t) v w$ by definition
\rightarrow	$(\lambda f. v) w$ reducing the underlined redex
\rightarrow	v reducing the underlined redex

We can also define boolean operators like logical conjunction as functions:

`and = λb. λc. b c fls;`

That is, `and` is a function that, given two boolean values `b` and `c`, returns `c` if `b` is `tru` and `fls` if `b` is `fls`; thus `and b c` yields `tru` if both `b` and `c` are `tru` and `fls` if either `b` or `c` is `fls`.

`and tru tru;`

► $(\lambda t. \lambda f. t)$

`and tru fls;`

► $(\lambda t. \lambda f. f)$

5.2.1 EXERCISE [★]: Define logical or and not functions.

□

Pairs

Using booleans, we can encode pairs of values as terms.

```
pair = λf.λs.λb. b f s;
fst  = λp. p tru;
snd  = λp. p fls;
```

That is, `pair v w` is a function that, when applied to a boolean value `b`, applies `b` to `v` and `w`. By the definition of booleans, this application yields `v` if `b` is `tru` and `w` if `b` is `fls`, so the first and second projection functions `fst` and `snd` can be implemented simply by supplying the appropriate boolean. To check that `fst (pair v w) →* v`, calculate as follows:

<code>fst (pair v w)</code>	
<code>= fst ((λf. λs. λb. b f s) v w)</code>	by definition
<code>→ fst ((λs. λb. b v s) w)</code>	reducing the underlined redex
<code>→ fst (λb. b v w)</code>	reducing the underlined redex
<code>= (λp. p tru) (λb. b v w)</code>	by definition
<code>→ (λb. b v w) tru</code>	reducing the underlined redex
<code>→ tru v w</code>	reducing the underlined redex
<code>→* v</code>	as before.

Church Numerals

Representing numbers by lambda-terms is only slightly more intricate than what we have just seen. Define the *Church numerals* `c0`, `c1`, `c2`, etc., as follows:

```
c0 = λs. λz. z;
c1 = λs. λz. s z;
c2 = λs. λz. s (s z);
c3 = λs. λz. s (s (s z));
etc.
```

That is, each number n is represented by a combinator c_n that takes two arguments, `s` and `z` (for “successor” and “zero”), and applies `s`, n times, to `z`. As with booleans and pairs, this encoding makes numbers into active entities: the number n is represented by a function that does something n times—a kind of active unary numeral.

(The reader may already have observed that `c0` and `fls` are actually the same term. Similar “puns” are common in assembly languages, where the same pattern of bits may represent many different values—an int, a float,

an address, four characters, etc.—depending on how it is interpreted, and in low-level languages such as C, which also identifies 0 and `false`.)

We can define the successor function on Church numerals as follows:

$$\text{succ} = \lambda n. \lambda s. \lambda z. s (n s z);$$

The term `succ` is a combinator that takes a Church numeral `n` and returns another Church numeral—that is, it yields a function that takes arguments `s` and `z` and applies `s` repeatedly to `z`. We get the right number of applications of `s` to `z` by first passing `s` and `z` as arguments to `n`, and then explicitly applying `s` one more time to the result.

- 5.2.2 EXERCISE [★★]: Find another way to define the successor function on Church numerals. □

Similarly, addition of Church numerals can be performed by a term `plus` that takes two Church numerals, `m` and `n`, as arguments, and yields another Church numeral—i.e., a function—that accepts arguments `s` and `z`, applies `s` iterated `n` times to `z` (by passing `s` and `z` as arguments to `n`), and then applies `s` iterated `m` more times to the result:

$$\text{plus} = \lambda m. \lambda n. \lambda s. \lambda z. m s (n s z);$$

The implementation of multiplication uses another trick: since `plus` takes its arguments one at a time, applying it to just one argument `n` yields the function that adds `n` to whatever argument it is given. Passing this function as the first argument to `m` and `c0` as the second argument means “apply the function that adds `n` to its argument, iterated `m` times, to zero,” i.e., “add together `m` copies of `n`.”

$$\text{times} = \lambda m. \lambda n. m (\text{plus } n) c_0;$$

- 5.2.3 EXERCISE [★★]: Is it possible to define multiplication on Church numerals without using `plus`? □
- 5.2.4 EXERCISE [RECOMMENDED, ★★]: Define a term for raising one number to the power of another. □

To test whether a Church numeral is zero, we must find some appropriate pair of arguments that will give us back this information—specifically, we must apply our numeral to a pair of terms `zz` and `ss` such that applying `ss` to `zz` one or more times yields `fls`, while not applying it at all yields `tru`. Clearly, we should take `zz` to be just `tru`. For `ss`, we use a function that throws away its argument and always returns `fls`:

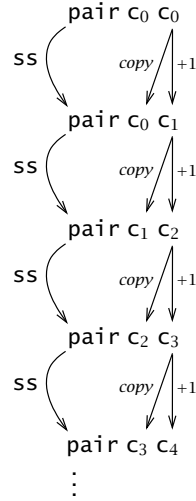


Figure 5-1: The predecessor function's “inner loop”

```

iszro = λm. m (λx. fls) tru;

iszro c1;
► (λt. λf. f)

iszro (times c0 c2);
► (λt. λf. t)

```

Surprisingly, subtraction using Church numerals is quite a bit more difficult than addition. It can be done using the following rather tricky “predecessor function,” which, given c_0 as argument, returns c_0 and, given c_{i+1} , returns c_i :

```

zz = pair c0 c0;
ss = λp. pair (snd p) (plus c1 (snd p));
prd = λm. fst (m ss zz);

```

This definition works by using m as a function to apply m copies of the function ss to the starting value zz . Each copy of ss takes a pair of numerals $\text{pair } c_i c_j$ as its argument and yields $\text{pair } c_j c_{j+1}$ as its result (see Figure 5-1). So applying ss , m times, to $\text{pair } c_0 c_0$ yields $\text{pair } c_0 c_0$ when $m = 0$ and $\text{pair } c_{m-1} c_m$ when m is positive. In both cases, the predecessor of m is found in the first component.

5.2.5 EXERCISE [★★]: Use prd to define a subtraction function. □

5.2.6 EXERCISE [★★]: Approximately how many steps of evaluation (as a function of n) are required to calculate $\text{prd } c_n$? □

5.2.7 EXERCISE [★★]: Write a function `equal` that tests two numbers for equality and returns a Church boolean. For example,

```
equal c3 c3;
```

```
► (λt. λf. t)
```

```
equal c3 c2;
```

```
► (λt. λf. f)
```

□

Other common datatypes like lists, trees, arrays, and variant records can be encoded using similar techniques.

5.2.8 EXERCISE [RECOMMENDED, ★★★]: A list can be represented in the lambda-calculus by its `fold` function. (OCaml's name for this function is `fold_left`; it is also sometimes called `reduce`.) For example, the list `[x,y,z]` becomes a function that takes two arguments c and n and returns $c \times (c \ y \ (c \ z \ n))$. What would the representation of `nil` be? Write a function `cons` that takes an element h and a list (that is, a fold function) t and returns a similar representation of the list formed by prepending h to t . Write `isnil` and `head` functions, each taking a list parameter. Finally, write a `tail` function for this representation of lists (this is quite a bit harder and requires a trick analogous to the one used to define `prd` for numbers). □

Enriching the Calculus

We have seen that booleans, numbers, and the operations on them can be encoded in the pure lambda-calculus. Indeed, strictly speaking, we can do all the programming we ever need to without going outside of the pure system. However, when working with examples it is often convenient to include the primitive booleans and numbers (and possibly other data types) as well. When we need to be clear about precisely which system we are working in, we will use the symbol λ for the pure lambda-calculus as defined in Figure 5-3 and $\lambda\mathbf{NB}$ for the enriched system with booleans and arithmetic expressions from Figures 3-1 and 3-2.

In $\lambda\mathbf{NB}$, we actually have two different implementations of booleans and two of numbers to choose from when writing programs: the real ones and the encodings we've developed in this chapter. Of course, it is easy to convert back and forth between the two. To turn a Church boolean into a primitive boolean, we apply it to `true` and `false`:

```
realbool = λb. b true false;
```

To go the other direction, we use an `if` expression:

```
churchbool = λb. if b then tru else fls;
```

We can build these conversions into higher-level operations. Here is an equality function on Church numerals that returns a real boolean:

```
realeq = λm. λn. (equal m n) true false;
```

In the same way, we can convert a Church numeral into the corresponding primitive number by applying it to `succ` and `0`:

```
realnat = λm. m (λx. succ x) 0;
```

We cannot apply `m` to `succ` directly, because `succ` by itself does not make syntactic sense: the way we defined the syntax of arithmetic expressions, `succ` must always be applied to something. We work around this by packaging `succ` inside a little function that does nothing but return the `succ` of its argument.

The reasons that primitive booleans and numbers come in handy for examples have to do primarily with evaluation order. For instance, consider the term `scc c1`. From the discussion above, we might expect that this term should evaluate to the Church numeral `c2`. In fact, it does not:

```
scc c1;
```

```
► (λs. λz. s ((λs'. λz'. s' z') s z))
```

This term contains a redex that, if we were to reduce it, would bring us (in two steps) to `c2`, but the rules of call-by-value evaluation do not allow us to reduce it yet, since it is under a lambda-abstraction.

There is no fundamental problem here: the term that results from evaluation of `scc c1` is obviously *behaviorally equivalent* to `c2`, in the sense that **applying it to any pair of arguments `v` and `w` will yield the same result as applying `c2` to `v` and `w`**. Still, the leftover computation makes it a bit difficult to check that our `scc` function is behaving the way we expect it to. For more complicated arithmetic calculations, the difficulty is even worse. For example, `times c2 c2` evaluates not to `c4` but to the following monstrosity:

```
times c2 c2;
```

```
► (λs.
  λz.
    (λs'. λz'. s' (s' z')) s
    ((λs'.
```

$$\lambda z'. \\
(\lambda s''. \lambda z''. s'' (s'' z'')) s' \\
((\lambda s''. \lambda z''. z'') s' z')) \\
s \\
z))$$

One way to check that this term behaves like c_4 is to test them for equality:

```
equal c4 (times c2 c2);
```

► $(\lambda t. \lambda f. t)$

But it is more direct to take `times c2 c2` and convert it to a primitive number:

```
realnat (times c2 c2);
```

► 4

The conversion has the effect of supplying the two extra arguments that `times c2 c2` is waiting for, forcing all of the latent computation in its body.

Recursion

Recall that a term that cannot take a step under the evaluation relation is called a *normal form*. Interestingly, some terms cannot be evaluated to a normal form. For example, the *divergent combinator*

$$\text{omega} = (\lambda x. x x) (\lambda x. x x);$$

contains just one redex, and reducing this redex yields exactly `omega` again! Terms with no normal form are said to *diverge*.

The `omega` combinator has a useful generalization called the *fixed-point combinator*,⁶ which can be used to help define recursive functions such as *factorial*.⁷

$$\text{fix} = \lambda f. (\lambda x. f (\lambda y. x x y)) (\lambda x. f (\lambda y. x x y));$$

Like `omega`, the *fix* combinator has an intricate, repetitive structure; it is difficult to understand just by reading its definition. Probably the best way of getting some intuition about its behavior is to watch how it works on a specific example.⁸ Suppose we want to write a recursive function definition

6. It is often called the *call-by-value Y-combinator*. Plotkin (1975) called it *Z*.

7. Note that the simpler call-by-name fixed point combinator

$$Y = \lambda f. (\lambda x. f (x x)) (\lambda x. f (x x))$$

is useless in a call-by-value setting, since the expression $Y g$ diverges, for any g .

8. It is also possible to derive the definition of *fix* from first principles (e.g., Friedman and Felleisen, 1996, Chapter 9), but such derivations are also fairly intricate.

of the form $h = \langle \textit{body containing } h \rangle$ —i.e., we want to write a definition where the term on the right-hand side of the $=$ uses the very function that we are defining, as in the definition of `factorial` on page 52. The intention is that the recursive definition should be “unrolled” at the point where it occurs; for example, the definition of `factorial` would intuitively be

```
if n=0 then 1
else n * (if n-1=0 then 1
          else (n-1) * (if (n-2)=0 then 1
                          else (n-2) * ...))
```

or, in terms of Church numerals:

```
if realeq n c0 then c1
else times n (if realeq (prd n) c0 then c1
              else times (prd n)
                        (if realeq (prd (prd n)) c0 then c1
                          else times (prd (prd n)) ...))
```

This effect can be achieved using the `fix` combinator by first defining $g = \lambda f. \langle \textit{body containing } f \rangle$ and then $h = \text{fix } g$. For example, we can define the factorial function by

```
g = λfct. λn. if realeq n c0 then c1 else (times n (fct (prd n)));
factorial = fix g;
```

Figure 5-2 shows what happens to the term `factorial c3` during evaluation. The key fact that makes this calculation work is that $\text{fct } n \rightarrow^* g \text{ fct } n$. That is, `fct` is a kind of “self-replicator” that, when applied to an argument, supplies *itself* and n as arguments to g . Wherever the first argument to g appears in the body of g , we will get another copy of `fct`, which, when applied to an argument, will again pass itself and that argument to g , etc. Each time we make a recursive call using `fct`, we unroll one more copy of the body of g and equip it with new copies of `fct` that are ready to do the unrolling again.

- 5.2.9 EXERCISE [★]: Why did we use a primitive `if` in the definition of g , instead of the Church-boolean `test` function on Church booleans? Show how to define the `factorial` function in terms of `test` rather than `if`. □
- 5.2.10 EXERCISE [★★]: Define a function `churchnat` that converts a primitive natural number into the corresponding Church numeral. □
- 5.2.11 EXERCISE [RECOMMENDED, ★★]: Use `fix` and the encoding of lists from Exercise 5.2.8 to write a function that sums lists of Church numerals. □

```

    factorial c3
=   fix g c3
→   h h c3
    where h = λx. g (λy. x x y)
→   g fct c3
    where fct = λy. h h y
→   (λn. if realeq n c0
        then c1
        else times n (fct (prd n)))
    c3
→   if realeq c3 c0
    then c1
    else times c3 (fct (prd c3))
→* times c3 (fct (prd c3))
→* times c3 (fct c'2)
    where c'2 is behaviorally equivalent to c2
→* times c3 (g fct c'2)
→* times c3 (times c'2 (g fct c'1)).
    where c'1 is behaviorally equivalent to c1
    (by repeating the same calculation for g fct c'2)
→* times c3 (times c'2 (times c'1 (g fct c'0))).
    where c'0 is behaviorally equivalent to c0
    (similarly)
→* times c3 (times c'2 (times c'1 (if realeq c'0 c0 then c1
    else ...)))
→* times c3 (times c'2 (times c'1 c1))
→* c'6
    where c'6 is behaviorally equivalent to c6.

```

Figure 5-2: Evaluation of factorial c₃

Representation

Before leaving our examples behind and proceeding to the formal definition of the lambda-calculus, we should pause for one final question: What, exactly, does it mean to say that the Church numerals *represent* ordinary numbers?

To answer, we first need to remind ourselves of what the ordinary numbers are. There are many (equivalent) ways to define them; the one we have chosen here (in Figure 3-2) is to give:

- a constant 0,

- an operation `iszero` mapping numbers to booleans, and
- two operations, `succ` and `pred`, mapping numbers to numbers.

The behavior of the arithmetic operations is defined by the evaluation rules in Figure 3-2. These rules tell us, for example, that 3 is the successor of 2, and that `iszero 0` is true.

The Church encoding of numbers represents each of these elements as a lambda-term (i.e., a function):

- The term c_0 represents the number 0.

As we saw on page 64, there are also “non-canonical representations” of numbers as terms. For example, $\lambda s. \lambda z. (\lambda x. x) z$, which is behaviorally equivalent to c_0 , also represents 0.

- The terms `scc` and `prd` represent the arithmetic operations `succ` and `pred`, in the sense that, if t is a representation of the number n , then `scc` t evaluates to a representation of $n + 1$ and `prd` t evaluates to a representation of $n - 1$ (or of 0, if n is 0).
- The term `iszro` represents the operation `iszero`, in the sense that, if t is a representation of 0, then `iszro` t evaluates to `true`,⁹ and if t represents any number other than 0, then `iszro` t evaluates to `false`.

Putting all this together, suppose we have a whole program that does some complicated calculation with numbers to yield a boolean result. If we replace all the numbers and arithmetic operations with lambda-terms representing them and evaluate the program, we will get the same result. Thus, in terms of their effects on the overall results of programs, there is no observable difference between the real numbers and their Church-numeral representation.

5.3 Formalities

For the rest of the chapter, we consider the syntax and operational semantics of the lambda-calculus in more detail. Most of the structure we need is closely analogous to what we saw in Chapter 3 (to avoid repeating that structure verbatim, we address here just the pure lambda-calculus, unadorned with booleans or numbers). However, the operation of substituting a term for a variable involves some surprising subtleties.

9. Strictly speaking, as we defined it, `iszro` t evaluates to a *representation* of `true` as another term, but let’s elide that distinction to simplify the present discussion. An analogous story can be given to explain in what sense the Church booleans represent the real ones.

Syntax

As in Chapter 3, the abstract grammar defining terms (on page 53) should be read as shorthand for an inductively defined set of abstract syntax trees.

5.3.1 DEFINITION [TERMS]: Let \mathcal{V} be a countable set of variable names. The set of terms is the smallest set \mathcal{T} such that

1. $x \in \mathcal{T}$ for every $x \in \mathcal{V}$;
2. if $t_1 \in \mathcal{T}$ and $x \in \mathcal{V}$, then $\lambda x. t_1 \in \mathcal{T}$;
3. if $t_1 \in \mathcal{T}$ and $t_2 \in \mathcal{T}$, then $t_1 t_2 \in \mathcal{T}$. □

The *size* of a term t can be defined exactly as we did for arithmetic expressions in Definition 3.3.2. More interestingly, we can give a simple inductive definition of the set of variables appearing free in a lambda-term.

5.3.2 DEFINITION: The set of *free variables* of a term t , written $FV(t)$, is defined as follows:

$$\begin{aligned} FV(x) &= \{x\} \\ FV(\lambda x. t_1) &= FV(t_1) \setminus \{x\} \\ FV(t_1 t_2) &= FV(t_1) \cup FV(t_2) \end{aligned} \quad \square$$

5.3.3 EXERCISE [★★]: Give a careful proof that $|FV(t)| \leq \text{size}(t)$ for every term t . □

Substitution

The operation of substitution turns out to be quite tricky, when examined in detail. In this book, we will actually use two different definitions, each optimized for a different purpose. The first, introduced in this section, is compact and intuitive, and works well for examples and in mathematical definitions and proofs. The second, developed in Chapter 6, is notationally heavier, depending on an alternative “de Bruijn presentation” of terms in which named variables are replaced by numeric indices, but is more convenient for the concrete ML implementations discussed in later chapters.

It is instructive to arrive at a definition of substitution via a couple of wrong attempts. First, let’s try the most naive possible recursive definition. (Formally, we are defining a function $[x \mapsto s]$ by induction over its argument t .)

$$\begin{aligned} [x \mapsto s]x &= s \\ [x \mapsto s]y &= y && \text{if } x \neq y \\ [x \mapsto s](\lambda y. t_1) &= \lambda y. [x \mapsto s]t_1 \\ [x \mapsto s](t_1 t_2) &= ([x \mapsto s]t_1) ([x \mapsto s]t_2) \end{aligned}$$

This definition works fine for most examples. For instance, it gives

$$[x \mapsto (\lambda z. z w)](\lambda y. x) = \lambda y. \lambda z. z w,$$

which matches our intuitions about how substitution should behave. However, if we are unlucky with our choice of bound variable names, the definition breaks down. For example:

$$[x \mapsto y](\lambda x. x) = \lambda x. y$$

This conflicts with the basic intuition about functional abstractions that *the names of bound variables do not matter*—the identity function is exactly the same whether we write it $\lambda x. x$ or $\lambda y. y$ or $\lambda \text{franz}. \text{franz}$. If these do not behave exactly the same under substitution, then they will not behave the same under reduction either, which seems wrong.

Clearly, the first mistake that we've made in the naive definition of substitution is that we have not distinguished between *free* occurrences of a variable x in a term t (which should get replaced during substitution) and *bound* ones, which should not. When we reach an abstraction binding the name x inside of t , the substitution operation should stop. This leads to the next attempt:

$$\begin{aligned} [x \mapsto s]x &= s \\ [x \mapsto s]y &= y && \text{if } y \neq x \\ [x \mapsto s](\lambda y. t_1) &= \begin{cases} \lambda y. t_1 & \text{if } y = x \\ \lambda y. [x \mapsto s]t_1 & \text{if } y \neq x \end{cases} \\ [x \mapsto s](t_1 t_2) &= ([x \mapsto s]t_1) ([x \mapsto s]t_2) \end{aligned}$$

This is better, but still not quite right. For example, consider what happens when we substitute the term z for the variable x in the term $\lambda z. x$:

$$[x \mapsto z](\lambda z. x) = \lambda z. z$$

This time, we have made essentially the opposite mistake: we've turned the constant function $\lambda z. x$ into the identity function! Again, this occurred only because we happened to choose z as the name of the bound variable in the constant function, so something is clearly still wrong.

This phenomenon of free variables in a term s becoming bound when s is naively substituted into a term t is called *variable capture*. To avoid it, we need to make sure that the bound variable names of t are kept distinct from the free variable names of s . A substitution operation that does this correctly is called *capture-avoiding substitution*. (This is almost always what is meant

by the unqualified term “substitution.”) We can achieve the desired effect by adding another side condition to the second clause of the abstraction case:

$$\begin{aligned}
 [x \mapsto s]x &= s \\
 [x \mapsto s]y &= y && \text{if } y \neq x \\
 [x \mapsto s](\lambda y. t_1) &= \begin{cases} \lambda y. t_1 & \text{if } y = x \\ \lambda y. [x \mapsto s]t_1 & \text{if } y \neq x \text{ and } y \notin FV(s) \end{cases} \\
 [x \mapsto s](t_1 t_2) &= ([x \mapsto s]t_1 ([x \mapsto s]t_2)
 \end{aligned}$$

Now we are almost there: this definition of substitution does the right thing *when it does anything at all*. The problem now is that our last fix has changed substitution into a partial operation. For example, the new definition does not give any result at all for $[x \mapsto y z](\lambda y. x y)$: the bound variable y of the term being substituted into is not equal to x , but it does appear free in $(y z)$, so none of the clauses of the definition apply.

One common fix for this last problem in the type systems and lambda-calculus literature is to work with terms “up to renaming of bound variables.” (Church used the term *alpha-conversion* for the operation of consistently renaming a bound variable in a term. This terminology is still common—we could just as well say that we are working with terms “up to alpha-conversion.”)

5.3.4 CONVENTION: Terms that differ only in the names of bound variables are interchangeable in all contexts. \square

What this means in practice is that the name of any λ -bound variable can be changed to another name (consistently making the same change in the body of the λ), at any point where this is convenient. For example, if we want to calculate $[x \mapsto y z](\lambda y. x y)$, we first rewrite $(\lambda y. x y)$ as, say, $(\lambda w. x w)$. We then calculate $[x \mapsto y z](\lambda w. x w)$, giving $(\lambda w. y z w)$.

This convention renders the substitution operation “as good as total,” since whenever we find ourselves about to apply it to arguments for which it is undefined, we can rename as necessary, so that the side conditions are satisfied. Indeed, having adopted this convention, we can formulate the definition of substitution a little more tersely. The first clause for abstractions can be dropped, since we can always assume (renaming if necessary) that the bound variable y is different from both x and the free variables of s . This yields the final form of the definition.

5.3.5 DEFINITION [SUBSTITUTION]:

$$\begin{aligned}
 [x \mapsto s]x &= s \\
 [x \mapsto s]y &= y && \text{if } y \neq x \\
 [x \mapsto s](\lambda y. t_1) &= \lambda y. [x \mapsto s]t_1 && \text{if } y \neq x \text{ and } y \notin FV(s) \\
 [x \mapsto s](t_1 t_2) &= [x \mapsto s]t_1 [x \mapsto s]t_2
 \end{aligned}$$

\square

\rightarrow (untyped)			
Syntax		Evaluation	
$t ::=$			$t \rightarrow t'$
x	terms:		
$\lambda x. t$	variable	$\frac{t_1 \rightarrow t'_1}{t_1 t_2 \rightarrow t'_1 t_2}$	(E-APP1)
$t t$	abstraction	$\frac{t_2 \rightarrow t'_2}{v_1 t_2 \rightarrow v_1 t'_2}$	(E-APP2)
$v ::=$	values:	$(\lambda x. t_{12}) v_2 \rightarrow [x \mapsto v_2] t_{12}$	(E-APPABS)
$\lambda x. t$	abstraction value		

Figure 5-3: Untyped lambda-calculus (λ)

Operational Semantics

The operational semantics of lambda-terms is summarized in Figure 5-3. The set of values here is more interesting than we saw in the case of arithmetic expressions. Since (call-by-value) evaluation stops when it reaches a lambda, values can be arbitrary lambda-terms.

The evaluation relation appears in the right-hand column of the figure. As in evaluation for arithmetic expressions, there are two sorts of rules: the *computation* rule E-APPABS and the *congruence* rules E-APP1 and E-APP2.

Notice how the choice of metavariables in these rules helps control the order of evaluation. Since v_2 ranges only over values, the left-hand side of rule E-APPABS can match any application whose right-hand side is a value. Similarly, rule E-APP1 applies to any application whose left-hand side is *not* a value, since t_1 can match any term whatsoever, but the premise further requires that t_1 can take a step. E-APP2, on the other hand, cannot fire until the left-hand side *is* a value so that it can be bound to the value-metavariable v . Taken together, these rules completely determine the order of evaluation for an application $t_1 t_2$: we first use E-APP1 to reduce t_1 to a value, then use E-APP2 to reduce t_2 to a value, and finally use E-APPABS to perform the application itself.

5.3.6 EXERCISE [$\star\star$]: Adapt these rules to describe the other three strategies for evaluation—full beta-reduction, normal-order, and lazy evaluation. \square

Note that, in the pure lambda-calculus, lambda-abstractions are the only possible values, so if we reach a state where E-APP1 has succeeded in reducing t_1 to a value, then this value must be a lambda-abstraction. This observation

fails, of course, when we add other constructs such as primitive booleans to the language, since these introduce forms of values other than abstractions.

- 5.3.7 EXERCISE [★★ →]: Exercise 3.5.16 gave an alternative presentation of the operational semantics of booleans and arithmetic expressions in which stuck terms are defined to evaluate to a special constant `wrong`. Extend this semantics to $\lambda\mathbf{NB}$. □
- 5.3.8 EXERCISE [★★]: Exercise 4.2.2 introduced a “big-step” style of evaluation for arithmetic expressions, where the basic evaluation relation is “term t evaluates to final result v .” Show how to formulate the evaluation rules for lambda-terms in the big-step style. □

5.4 Notes

The untyped lambda-calculus was developed by Church and his co-workers in the 1920s and '30s (Church, 1941). The standard text for all aspects of the untyped lambda-calculus is Barendregt (1984); Hindley and Seldin (1986) is less comprehensive, but more accessible. Barendregt’s article (1990) in the *Handbook of Theoretical Computer Science* is a compact survey. Material on lambda-calculus can also be found in many textbooks on functional programming languages (e.g. Abelson and Sussman, 1985; Friedman, Wand, and Haynes, 2001; Peyton Jones and Lester, 1992) and programming language semantics (e.g. Schmidt, 1986; Gunter, 1992; Winskel, 1993; Mitchell, 1996). A systematic method for encoding a wide variety of data structures as lambda-terms can be found in Böhm and Berarducci (1985).

Despite its name, Curry denied inventing the idea of currying. It is commonly credited to Schönfinkel (1924), but the underlying idea was familiar to a number of 19th-century mathematicians, including Frege and Cantor.

There may, indeed, be other applications of the system than its use as a logic.
—Alonzo Church, 1932